

- Prirobnična krogelna pipa iz nodularne litine
- Flanged ductile iron ball valve


KPN-G IZ NODULARNE LITINE / KPN-G DUCTILE IRON

// Polni pretok / Full bore

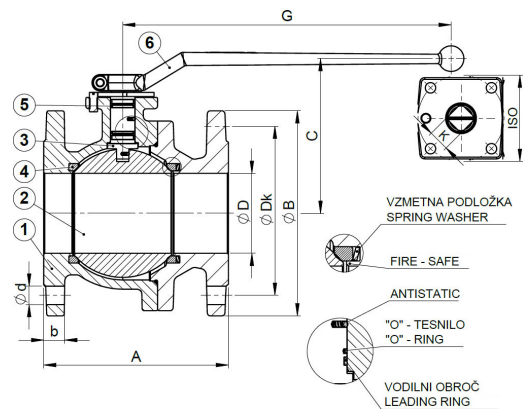
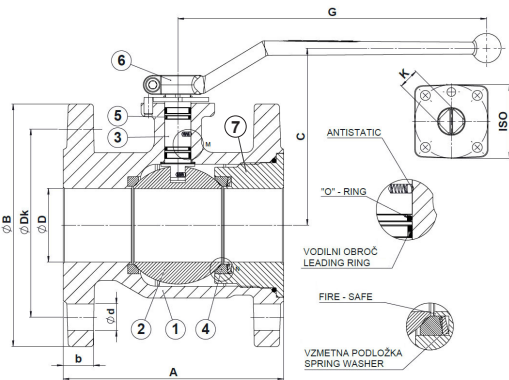


GAR

DN15-DN50



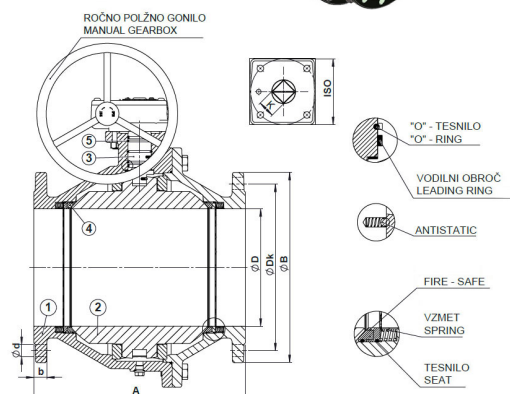
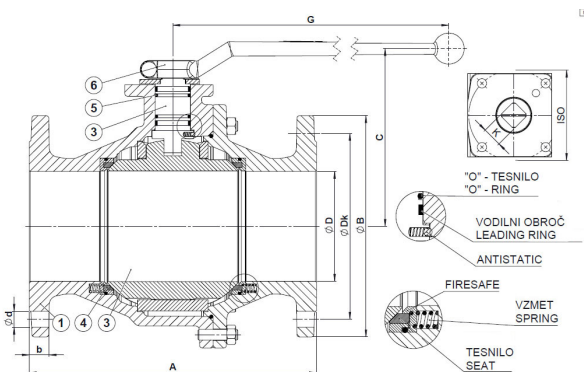
DN65-DN100



DN125-DN150



DN200-DN300



Materiali / Materials

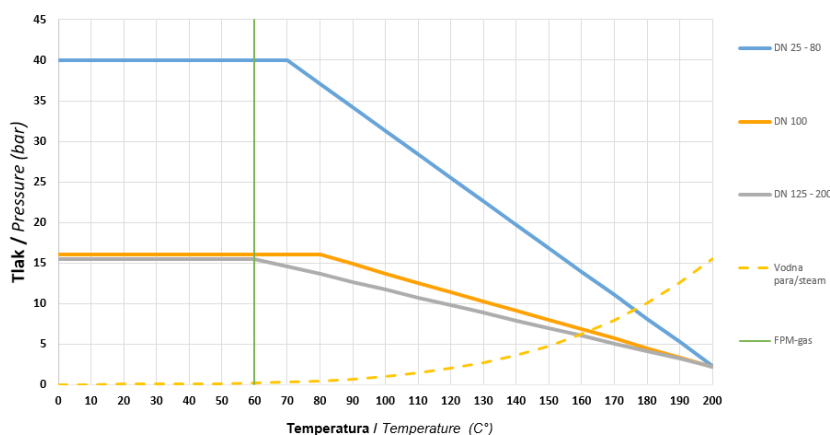
1	Ohišje Body	Nodularna litina – EN-GJS-400-15 (GGG40) Ductile Iron – EN-GJS-400-15 (GGG40)	5	O-Obroč O-Ring	Viton (+60 °C) - FKM
2	Polna krogla Solid ball	Nerjavno jeklo – 1.4301 (X5CrNi18-10) AISI 304 Stainless steel – 1.4301 (X5CrNi18-10) AISI 304	6	Ročica Handle	Kovani aluminij – Al6061, opcija: S235JR (St 37-2) Forged Aluminium – Al6061, option: S235JR (St 37-2)
3	Vreteno Stem	Nerjavno jeklo – 1.4028 (X30Cr13) AISI 420 Stainless Steel – 1.4028(X30Cr13) AISI 420	7	Matica (DN25-DN50) Tightening nut (DN25-DN50)	Ogljikovo jeklo – A105, P235TR2 Carbon steel – A105, P235TR2
4	Tesnilo krogle Ball seats	Teflon – PTFE			

Navor / Torque

DN	Maks. navor Max torque P = 16 bar T = 20°C	Maks. navor Max torque P = 40 bar T = 20°C	Priporočljivi navor za pogon Recommendable torque for actuator
	[Nm]	[Nm]	[Nm]
15	6	10	20
20	8	15	20
25	15	20	30
32	20	30	45
40	25	40	60
50	35	55	80
65	45	80	120
80	60	100	150
100	90	150	200
125	180	350	450
150	250	500	700
200	400	700	1000
250	500	700	1200
300	600	800	1200

// Delovna temperatura / Working temperature: -20 °C/+60 °C

Diagram tlak I temperatura / Pressure I temperature chart



Tesnila vreteno, ohišje / Stem, body seals

FPM-gas (Max 60°C)

Opombe: Navori so bili izmerjeni s čisto vodo pri sobni temperaturi na ventilih s PTFE tesnili. Navor se lahko poveča pri ventilih, ki imajo tesnila iz drugačnih materialov, pri merjenju z različnimi tekočinami, višjimi temperaturami, posebnimi obratovalnimi pogoji in/ali v primeru, da je ventil dlje časa pod diferenčnim tlakom, ne da bi obratoval.

Remarks: The torques were measured on valves supplied with virgin PTFE seats, with clean water at room temperature. For valves with other seat material, different fluids, higher temperatures, specific operating conditions and/or in case the valve is kept for a long time under differential pressure without being operated, the torque can increase.

KPN-G DN ... PN16 DP VX PX - ISO



PN16

Art.	DN	A	ØB	C	ØD	G	b	ØDk	Ød	Št. /Nr.	ISO zgornja prirobnica / Top flange	Nastavek / Shaft K x h	Teža / weight [kg]
A950341	15	115	95	72	13	150	16	65	14	4	F04	□ 11 x 13,5	2,00
A950342	20	120	105	82	19,5	150	18	75	14	4	F04	□ 11 x 13,5	3,30
A950343	25	125	115	83	25	150	18	85	14	4	F04	□ 11 x 13,5	3,60
A950344	32	130	140	102	32	210	18	100	18	4	F04	□ 14 x 18	5,40
A950345	40	140	150	107	40	210	18	110	18	4	F05	□ 14 x 18	6,70
A950346	50	150	165	120,5	50	210	20	125	18	4	F05	□ 14 x 18	8,90
A950347	65	170	185	140	63,5	320	18	145	18	4	F07	□ 17 x 23	14,70
A950348	80	180	200	151	78	320	20	160	18	8	F07	□ 17 x 23	20,10
A950349	100	190	220	166	99	320	20	180	18	8	F07	□ 17 x 23	26,00
A950350	125	325	250	201	124	500	22	210	18	8	F10	□ 22 x 27	50,00
A950351	150	350	285	218	149	500	22	240	22	8	F10	□ 22 x 27	69,50
A950012	200	400	340	-	200	-	24	295	22	12	F12	□ 27 x 30	144,00
A950013	250	450	405	-	250	-	26	355	26	12	F14	□ 36 x 36	235,00
A950014	300	500	460	-	300	-	29	410	26	12	F14/16	□ 36 x 34	329,00

Uležajena kroglja I Trunion mounted ball

KPN-G DN ... PN40 DP VX PX - ISO

PN40

Art.	DN	A	ØB	C	ØD	G	b	ØDk	Ød	Št. /Nr.	ISO zgornja prirobnica / Top flange	Nastavek / Shaft K x h	Teža / weight [kg]
A951101	15	115	95	72	13	150	16	65	14	4	F04	□ 11 x 13,5	2,00
A951102	20	120	105	82	19,5	150	18	75	14	4	F04	□ 11 x 13,5	3,30
A951103	25	125	115	83	25	150	18	85	14	4	F04	□ 11 x 13,5	3,60
A951104	32	130	140	102	32	210	18	100	18	4	F04	□ 14 x 18	5,40
A951105	40	140	150	107	40	210	18	110	18	4	F05	□ 14 x 18	6,70
A951106	50	150	165	120,5	50	210	20	125	18	4	F05	□ 14 x 18	8,90
A951107	65	170	185	140	63,5	320	18	145	18	8	F07	□ 17 x 23	14,70
A951108	80	180	200	151	78	320	20	160	18	8	F07	□ 17 x 23	20,10
A951229*	100	190	235	166	99	445	20	190	22	8	F07	□ 17 x 23	39,00

Opombe

Vgradna dolžina ustreza standardu EN558-1 Basic series 27. DN50-DN300 z vzmetenimi tesnili. DN200-DN300 z ročnim polžnim gonilom. HTB od DN25-DN100.

Antistatična izvedba in požarno tesnilo.

*Ohišje iz ogljikovega jekla – A105.

Plavajoča kroglja. Brez silikona. Dvodelno ohišje pritrjeno z vijaki.

Test tesnosti: EN 12266.

Nadgradnje na strani 89 - 95.

Notes

Face to face dimensions conform to EN558-1 Basic series 27. DN50 to DN300 with spring loaded washers.

DN200 – DN300 are with manual gearbox. HTB from

DN25 to DN100. Antistatic and fire safe design.

*Body made of Carbon Steel – A105.

Floating ball. Free of silicone. Two piece body screwed

design. Pressure testing: EN12266.

Upgrades on pages 89 - 95.

O₂

Na zahtevo možna

izdelava za kisik.

Ball valves for oxygen

available upon request.